


DM505M10-66HSW/-V

495 | 500 | 505 Wp

half cut monocrystalline cells, white backsheet, anodised aluminum frame



TECHNOLOGY

High module conversion efficiency



VALUE

Our vertically integrated business model results in competitive pricing



POWER POSITIVE TOLERANCE

Guaranteed power output 0 - 3 %



PERFORMANCE

Good performance under low light conditions



QUALITY

Manufacturing according to international quality and environmental management systems



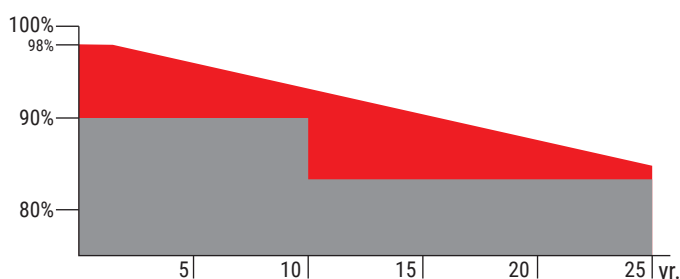
HALF CELL TECHNOLOGY

Reduces power loss



PID FREE

According to IEC TS 62804-1 standards



WARRANTY

- 25 years warranty of 84.8% power output
- 12 years manufacturers warranty

■ DMEGC Solar's linear guarantee
■ standard solar panel guarantee



CHUBB



Tier 1



Electrical specifications

Module	Pm (W)	Tolerance	I _{mp} (A)	V _{mp} (V)	I _{sc} (A)	V _{oc} (V)	Efficiency
DM495M10-66HSW/-V	495	0 - 3 %	13.28	37.30	13.68	45.62	20.85 %
DM500M10-66HSW/-V	500	0 - 3 %	13.35	37.47	13.75	45.74	21.06 %
DM505M10-66HSW/-V	505	0 - 3 %	13.43	37.63	13.83	45.86	21.27 %

STC irradiance of 1000W/m² spectrum AM 1.5 and cell temperature of 25°

Mechanical data

cell type	P type mono-crystalline
cell arrangement	6 x 22
module structure	glass / backsheet
glass thickness	3.2 mm
PV module classification	class II
junction box rating	IP68
cables	4 mm ² 1300* mm
connector type	MC4 / MC4 Compatible
fire class rating	C

* optional customized length

Maximum ratings

operational temperature	-40 °C to +85 °C
max. snow load	5400 Pa
max. wind load	2400 Pa
max. system voltage	1000V /1500V DC (IEC)
max. series fuse rating	25 A
diodes	3

Temperature characteristics

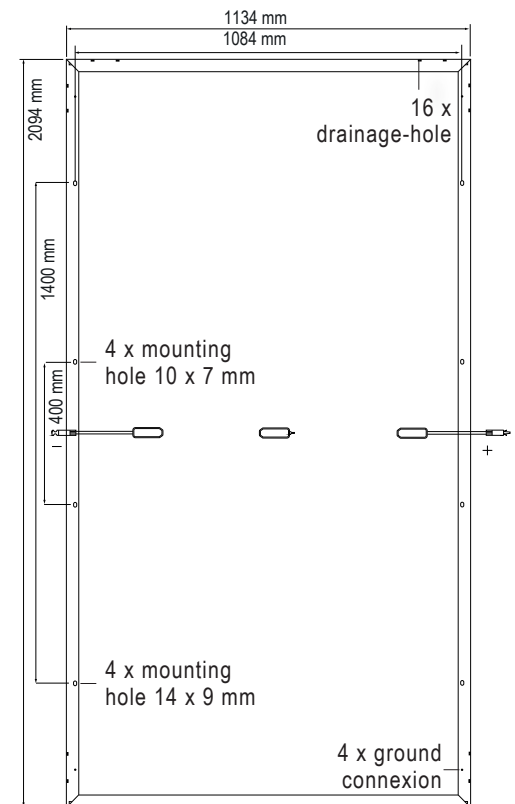
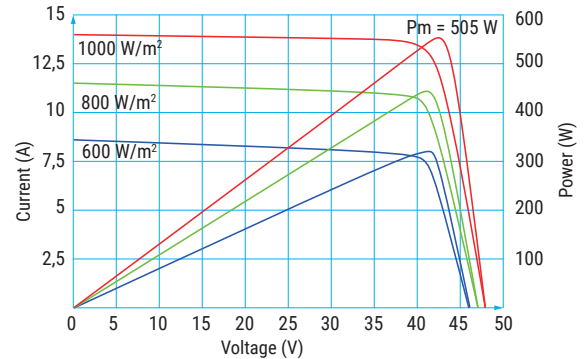
temperature coefficient of I _{sc}	+ 0.0448 % / °C
temperature coefficient of V _{oc}	- 0.246 % / °C
temperature coefficient of P _{max}	- 0.330 % / °C

Packaging

module dimensions	2094 x 1134 x 35
weight	26.6 kg
container	40' HQ
pieces per pallet	31
modules per container	682

Declaration: Due to continuous technology innovation, the above indicated parameters are subject to change without prior announcement. Upon contract/order confirmation, our company's latest data shall be the final version.

Current - voltage & power voltage curves



Temperature dependence of I_{sc}, V_{oc}, P_{max}

