


PERC MONO CRYSTALLINE

OPJ300-LV SMART SERIES

DM320G1-60BB-S

305 / 310 / 315 / 320



SolarEdge power optimizer OPJ300-LV
Module embedded solution



Safer Installations

Unique Pass-Thru connector for easy module flashing and field replacement



PID Free

Excellent PID resistance according to IEC TS 62804-1



Up to 25% higher energy yield

Per-module Maximum Power Point Tracking (MPPT)
Mitigates all types of modules mismatch-loss, from manufacturing tolerance to partial shading



High module conversion efficiency

Module efficiency up to 19.18% achieved through advanced cell technology and manufacturing capabilities


www.dmegcsolar.com

OPJ300-LV Module Embedded Solution



DMEGC Smart Module comes with SolarEdge's Power Optimizer platform which enables a number of smart functions

Excellent Electrical Performance Cells



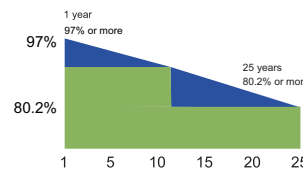
- PERC Mono Crystalline 158.75x158.75mm cells have been used in the modules with better performance in terms of parameters

Superior Manufacturing-Quality Assurance



- All modules are manufactured using TQC & SPC quality control systems
- Advanced cell sorting to avoid electric mismatch
- 100% EL Test-before lamination & prior to shipment
- Comprehensive Safety and Reliability tests are performed

Warranty



- 12 Years Manufacturers Warranty
- Linear Power Output Warranty, no less than 80.2% at year 25th



Electrical Specifications

* STC irradiance of 1000W/m², spectrum AM 1.5 and cell temperature of 25 °C

Module Type	Pm(W)	Tolerance	Imp(A)	Vmp(V)	Isc(A)	Voc (V)	Module Efficiency
DM305G1-60BB-S	305	0/+3%	9.24	33.04	9.64	40.74	18.28%
DM310G1-60BB-S	310	0/+3%	9.34	33.22	9.74	40.90	18.58%
DM315G1-60BB-S	315	0/+3%	9.44	33.40	9.84	41.06	18.88%
DM320G1-60BB-S	320	0/+3%	9.54	33.57	9.95	41.23	19.18%

String Lengths (computed automatically by SolarEdge Site Designer) EU and APAC

Module Power (W)		305	310	315	320
Minimum / Maximum string size with SolarEdge inverter	1ph	8 / 17	8 / 16	8 / 16	8 / 16
	3ph	16 / 36	16 / 36	16 / 35	16 / 35
	3ph-MV	18 / 41	18 / 41	18 / 40	18 / 39

Output Voltages and Currents

Operating Output Voltage when connected to SolarEdge Inverter	5 - 60	VDC
Maximum Output Current when connected to SolarEdge Inverter	15	ADC
Output in Standby mode with SolarEdge Inverter or with SMI and Non-SolarEdge Inverter (when disconnected from inverter or inverter off)	1	VDC

Maximum Ratings

Operating Temperature	-40°C to +85°C	Maximum System Voltage	600V DC (UL) / 1000V DC (IEC)
Maximum Load Capacity	Snow - 5400 Pa Wind - 2400 Pa	Busbars	5
		Maximum Cell Efficiency	22.2%

Packaging

Module Dimensions	1665 × 1002 × 40 mm
Weight	20.5 kg
Pallet Dimensions	1715 × 1130 × 1140mm
Container	40' HQ
Pieces per Pallet	27
Pallets per Container	28
Pieces per Container	756
Gross Weight per Pallet	595 kg
Gross Weight per Container	16660 kg

Mechanical Data

Cell Type	DMPD5B159-223
Cell Arrangement	60 (6 × 10)
Module Structure	Glass/ EVA / Backsheet(black/inside black)
Glass Thickness	3.2 mm
Application Class	Class A at IEC 61730
Junction Box Rating	IP 67
Cable	1000mm/6mm ²
Connector Type	MC4
Fire Rating Class	C

Temperature Characteristics

Nominal Module Operating Temperature	42°C±3°C
Temperature Coefficient of Isc	+0.038%/°C
Temperature Coefficient of Voc	-0.270%/°C
Temperature Coefficient of Pmax	-0.365%/°C

Junction Box Standard Compliance

PV Junction Box Safety	IEC62109-1 (class II safety, TUV-SUD) UL1741 (TUV-Rheinland & CSA)
Fire Safety	VDE-AR-E 2100-712:2013-05
PV Junction Box	EN50548(TUV-SUD),UL3730

